

# DOCO



## Bottom Corner Brackets



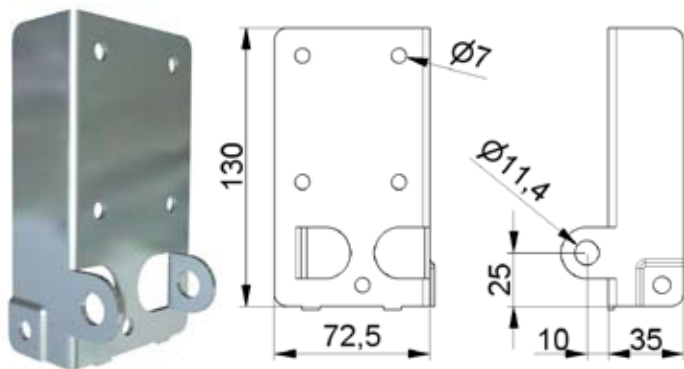
25051

25056

25052

25057

**Also available in RAL 9016**



## 25051 Bottom corner bracket

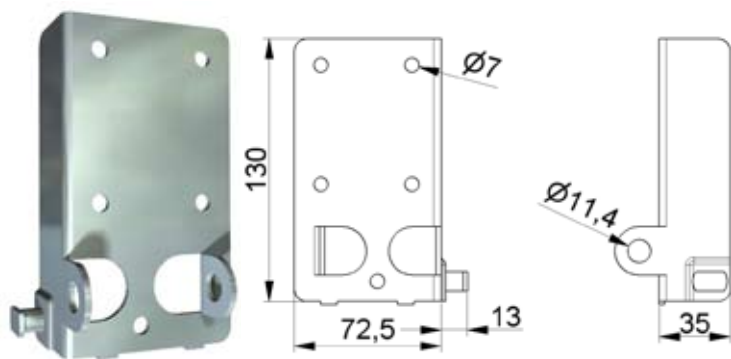
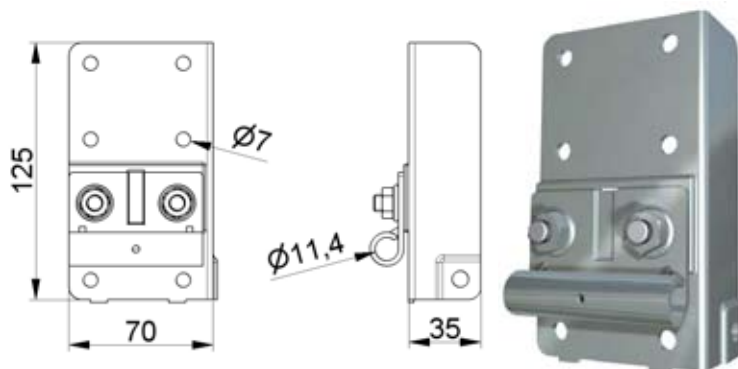
Unit : Pairs  
 Weight : 0,256 kg / piece  
 Description : Bottom corner bracket with cable fixation on roller. Maximum door weight: 165kg.  
 Application : Residential, front/rear springs

Also available in RAL9016 (art. nr. 25051-R9016)

## 25052 Bottom corner bracket

Unit : Pairs  
 Material : Zinc plated steel  
 Weight : 0,358 kg / piece  
 Description : Bottom corner bracket. **Premountable on panel. With detachable roller carrier.** Cable attachment on roller. Maximum door weight: 165kg.  
 Application : Residential, front/rear springs

Also available in RAL9016 (art. nr. 25052-R9016)



## 25056 Bottom corner bracket

Unit : Pairs  
 Material : Zinc plated steel  
 Weight : 0,266 kg / piece  
 Description : **Bottom corner bracket with cable attachment on special stud.** Maximum door weight: 165kg  
 Application : Residential, front springs

Also available in RAL9016 (art. nr. 25056-R9016)

## 25057 Bottom corner bracket

Unit : Pairs  
 Material : Zinc plated steel  
 Weight : 0,380 kg / piece  
 Description : Bottom corner bracket with cable attachment on special stud. Maximum door weight: 165kg. **With detachable roller carrier. Premountable on panel.**  
 Application : Residential, front springs

Also available in RAL9016 (art. nr. 25057-R9016)

